



DEER, SANTA, ELVES & OTHERS

About

Children all over the world love Santa, because he brings presents and fun into their life. The participants learn how Santa looks like in different cultures and share their family Christmas traditions to each other. The students will write to Santa about themselves and their good deeds and craft holiday cards to greet partners. We will display photos with partners' greetings and describe our Christmas celebration and create a collaborative book about holiday gift deliverers.

Aims

- to reveal students' imagination and creativity;
- to enrich students' knowledge about European Christmas traditions;
- to develop students' collaborative skills;
- to increase students' self esteem;
- to practise their communication and digital competences;
- to motivate students to improve English.

Work Process

November: Project participants introduce themselves, schools, hometowns and countries. School teams describe their Christmas traditions and their Santa as a holiday character.
December: Students write letters to Santa and create greeting cards and holiday souvenirs for their partners.
December-January: Partner-schools display their Christmas souvenirs and cards they received at their schools. They take photos of project output and display it on TwinSpace.
February – Evaluation of the project. March - dissemination

Expected Results

All materials about our activities will be published on common TwinSpace and school websites. Improved and developed different students' competences and skills declared as the aims of the project.

ICT & LANGUAGE LESSONS

My students had a lot of fun using Google Slides. They created their own snowman with Google Drawing. They also enjoyed writing a short story about their creations.

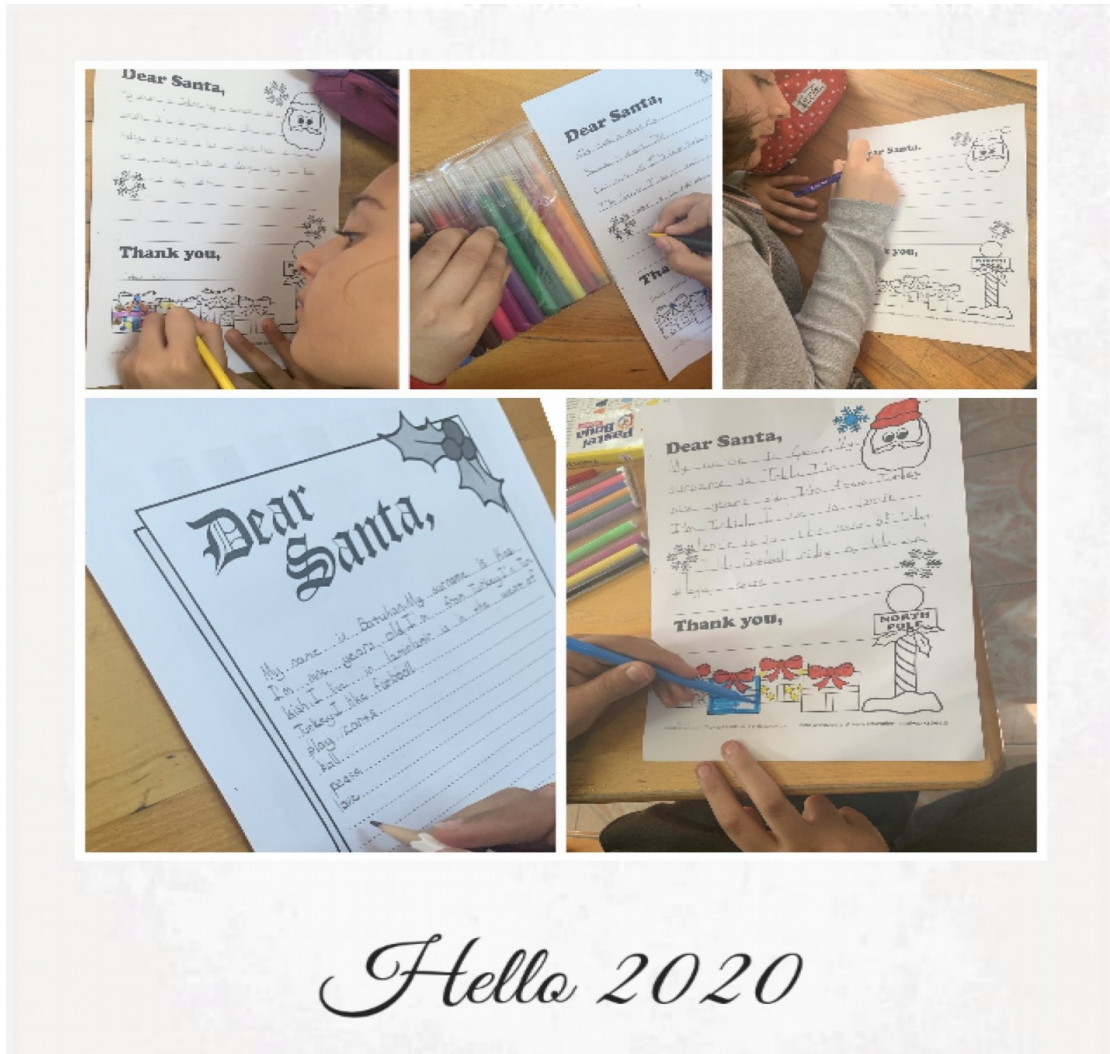


Here you'll see some images of my pupils' creations.



SANTA'S POST OFFICE

Here are our letters to Santa! Yesterday, my 4th graders had a fun writing activity in English class. They learned the basic writing letters rules!



Hella 2020



WORKSHOP (Partners' Collaboration)



We 've just started to prepare our greeting cards and letters. 4th graders are drawing and coloring their cards. They are really excited to send them.



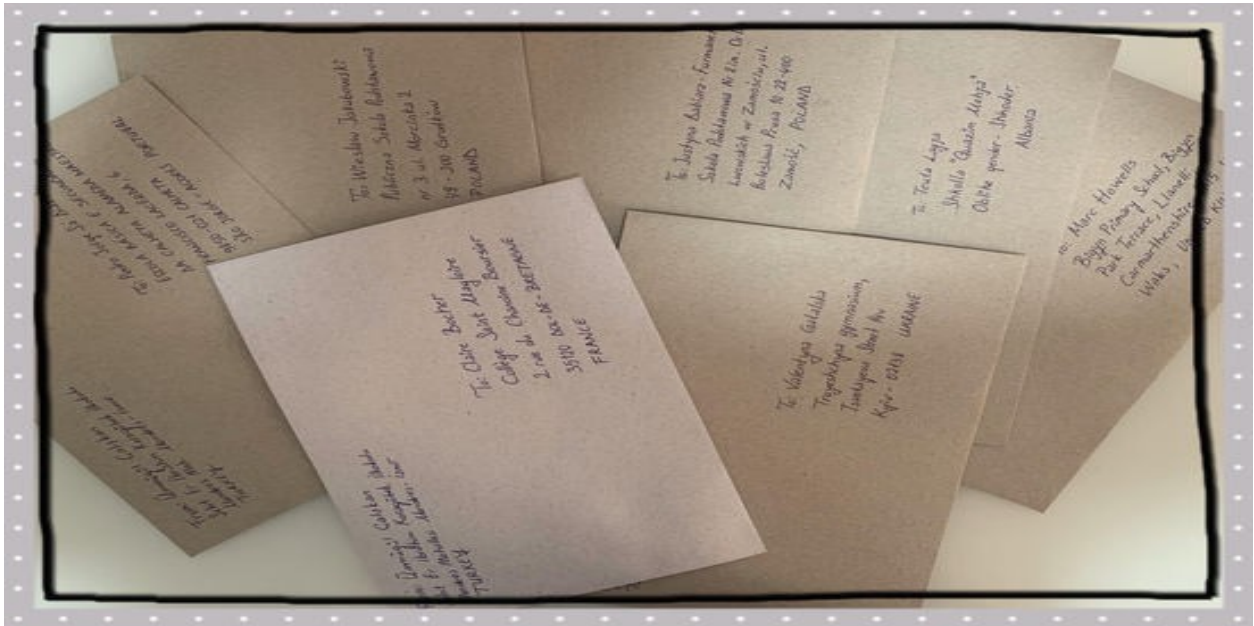
We are so happy to receive greeting cards from our partner schools.

SANTA'S MAIL BOX

Partners' Letter and Card Exchange

Let's start celebrating and spreading smiles!!!

When a New Year is coming, I am happy to announce that our New Year cards prepared by my pupils are ready to travel! I hope our project partners will like them.



ICT & ENGLISH


There is no doubt that my pupils are the native speakers of technology!

Firstly, they created their avatars on the computer. They chose their gender, eyes and hair color. Later, they introduced their avatars in English. They not only improved their ICT skills but also English speaking skills.


I am really proud of them. We love studying on the computer!

What do we learn here?

- We start with the e-safety and copyright rules.
- Students create avatars for personal presentation.
- Learning about ICT tools to use in the project.
- Practice to work in TwinSpace



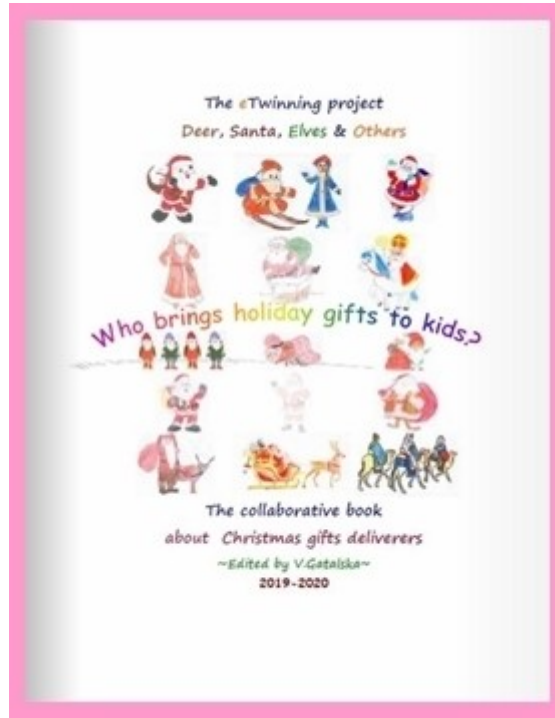
Turkish pupils started to create avatars for the personal presentation.



THE E-BOOK

You are welcome to investigate who are the Christmas gift deliverers in different countries from around Europe. The information you can find on the Padlet. It was shared by the eTwinners who took part in the eTwinning event Deer, Santa, Elves and others.

Our [collaborative book](#) is about Christmas gift deliverers from around Europe:



Here is the link :

<https://ru.calameo.com/read/00617666028d5df11195e>

Project Dissemination



Happy to join the community of winners !

European Quality Label

Ümmügül Çalışkan
Tekeli Şehit Er İbrahim Kocagöbek İlkokulu, Turkey

is awarded with the European Quality Label
For the project:

Deer, Santa, Elves & Others

27.10.2020



Mehmet Fatih Döğler
National Support Service
Turkey

Santi Scimeca
Central Support Service
Project manager

